




Basic South African Sign Language

Communication Booklet

Presented by



Thibologá
Sign Language Institution

“ENLIGHTENING IS OUR LANGUAGE”

This is only a preview of TSLI communication booklet.
The booklet is available to order online at <http://www.thbologa.co.za>


SASL Alphabet that are used for spelling

South African One-Hand Alphabet



Basic South African Sign Language Communication Signs



Hello!



Touch the corner of your forehead with your hand shaped like an index five.

Your hand is leaving your head.



Welcome!



Both your hands are shaped like index five. Your right hand looks like a V-shape, while your left hand is L-shape. Both hands moving at the same time.

Both hands move from your right handed side to the front of your tummy. This movement happens once.

Good-Bye



Your hand shaped like index, five. The fingers bend's down.

The fingers goes upward.

Preview

Preview

Preview

Preview

Preview

About this booklet

This booklet does not teach South African Sign language (SASL). It is rather a guide that can be used to understand Deaf people and their language. The information in this booklet is a first step towards understanding communication in SASL. TSLI tries to lay a foundation for SASL communication between Deaf and hearing people through this booklet.

The CD/DVD have the images in animated GIF that sign and voice out the signs. Instead of using the text you can only put the pointer on the image and it'll sign and also voice out. You'll also use alphabet to write names, places, people and animals etc. This will help you to know how Deaf people spell, using alphabet.

Preview

Preview

Preview

Preview

Product of TSLI ©2009

ISBN NUMBER 978-0-7988-5577-8